

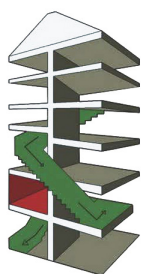
FIRE DOORS IN BLOCKS OF FLATS



1

WHAT DO FIRE DOORS DO?

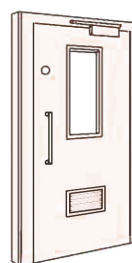
Fire doors create a barrier from fire and toxic cold smoke and prevent it from travelling around a building, keeping the damage to a small area, allowing for evacuation, stay put and safe access for the emergency services.



2

WHAT MAKES A FIRE DOOR WORK?

All these components play a CRITICAL role in fire performance 1 small change = 1 BIG impact on fire performance, Always check the fire door certificate for compatible specification.



- Door leaf
 - Frame/ lining
 - Intumescent seals
 - Smoke seals*
 - Latch or lock
 - Hinges
 - Door closer*
 - Signage*
 - Other ironmongery*
 - Fire door glazing*
 - Frame/ wall sealing
 - Threshold seals*
 - Installation
 - Regular inspection & maintenance
 - Air transfer grille (ATG)*
- (*if required)

3

WHERE WILL I SEE FIRE DOORS IN MY BUILDING?

In a block of flats you will find fire and smoke control doors on the stairwells, the corridors and on the flat front doors, You will also see them protecting areas where there's a risk of combustion, such as bin storage or mains electricity service cupboard, Sometimes you will find fire doors inside flats, but this depends on the specific design and layout of the individual flat.



4

HOW DO I KNOW IT'S A FIRE DOOR?



Fire doors in common areas of the building (corridors and stairwell and service rooms) will have blue signage on the door, Flat front door and those inside individual flats do not require signage.
BUT! A fire door only works if it's installed correctly with the compatible components like ironmongery, seals and frame, Checkout the 5 Step Fire Door Check List for further advice

5

WHO'S RESPONSIBLE FOR INSPECTING AND MAINTAINING FIRE DOORS IN MY BUILDING?



Your landlord or building owner will have legal responsibility for the fire doors in the common areas of the building and many will publish information in the tenants or residents handbook. You should seek fire safety information from your landlord or building owner regarding the specific fire plan for your building to ensure you are prepared in an emergency,

6

BUT WHAT ABOUT MY FLAT FRONT DOOR?



Yes, this includes your flat front door if you are a tenant. It faces onto the critical Means of Escape route. It's vital that it works properly when a fire breaks out, so it's important that your flat front door is a fire door, it is fit for purpose and can be regularly inspected and maintained.

If you are a leasehold tenant, you should examine the details of your lease contract and consult the landlord. You may find that you have responsibility to ensure that a suitable fire rated door with all of its compatible components is fitted.

7

DO ALL FIRE DOORS HAVE COLD SMOKE SEALS?

Don't confuse plain intumescent seals with cold smoke seals.

The majority of fire doors, especially those on flat front doors, corridors and on stairwells will have cold smoke seals.

You can see these seals because they are either separate from or combined with the intumescent seal, they look like a brush or a plastic fin.

They are located in either door edge or the frame and they should COMPLETELY fill the perimeter gap between the door and the frame when the door is closed.



8


WHAT ABOUT DOORS CLOSERS?

All fire doors in common areas of the building **AND** flat front doors (corridors and stairwells) must have appropriate fire rated door closers fitted.

These closers **MUST** be adjusted correctly to ensure the opening and closing forces are correct and that the door can be operated easily. Regular inspection and maintenance is required to ensure these component work correctly...

OTHERWISE! You risk door closers being damaged or disengaged, so they won't work when it's needed.

Door closers on flat front doors should only be fitted to the interior side of the door to prevent vandalism and to allow for the door to be correctly adjusted when the closer is fitted.



9

HOW CAN I DO A BASIC CHECK ON MY FIRE DOORS?

There is **5 basic checks** that you can do on your fire doors, although they cannot replace a full inspection by a qualified specialist, they can highlight any immediate issues.

Checkout the 5 Step Fire Door Check List for further advice.



10

WHO DO I REPORT ISSUES TO?

- In the first instance, contact your landlord:

01437 763688

- If you are still concerned or not receiving the reassurance you feel you need, you should then contact your Local authority or fire and rescue services for advice

