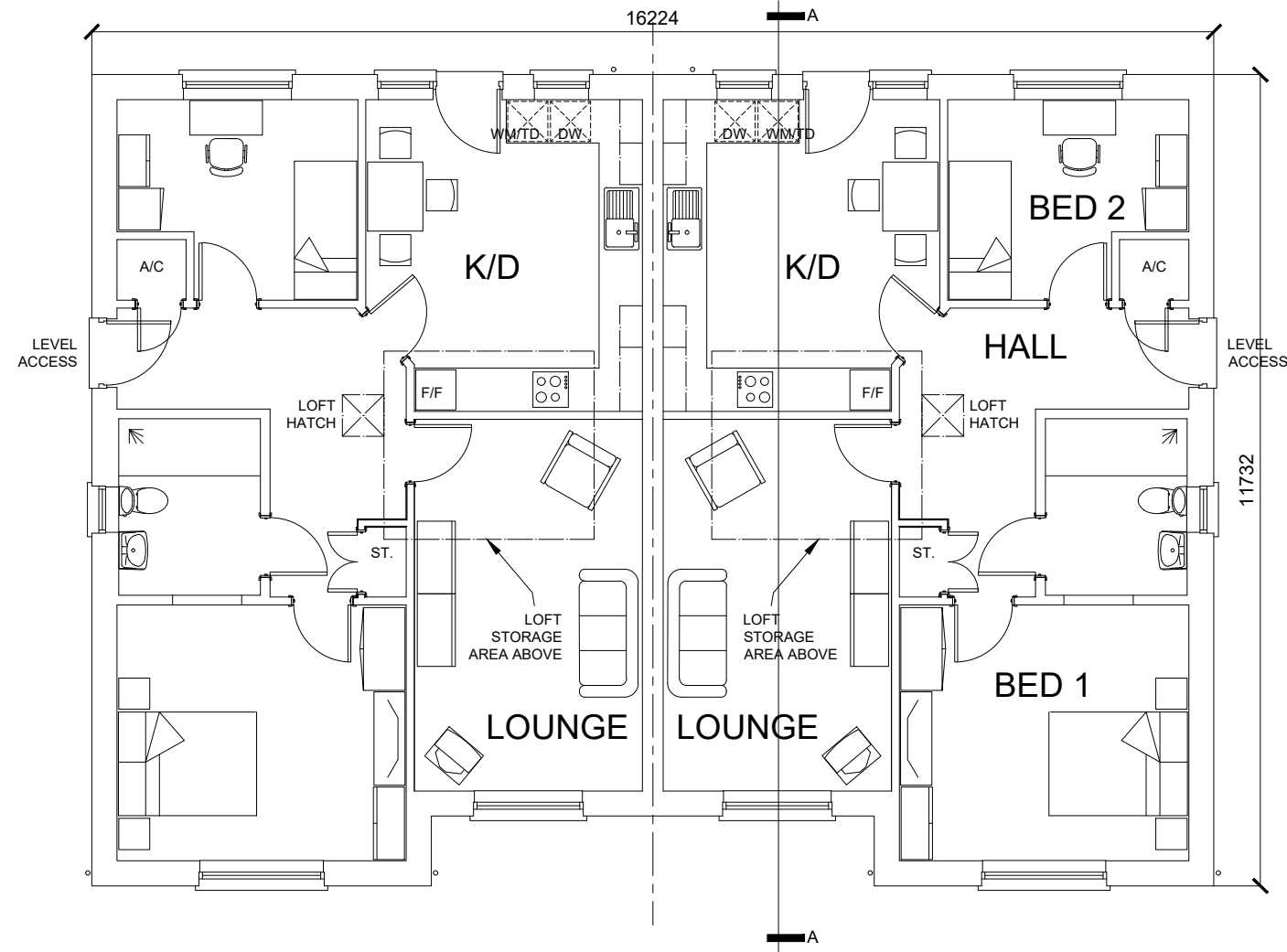


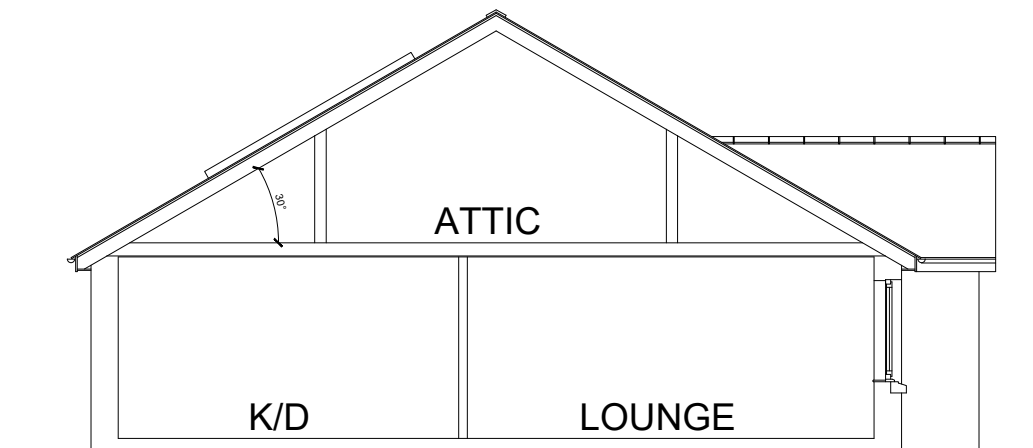
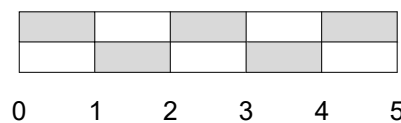
UNIT TYPE B - 3P / 2B BUNGALOW

PLOT NUMBERS 1-8 & 11,12



GROUND FLOOR PLAN 1:100 (ALL UNITS)

SCALE IN METRES



SECTION A-A 1:100

FOR PLANNING PURPOSES ONLY

REVISIONS NOTES.	DATE	REV
© Pembroke Design Ltd 2018		

Drwg
PROPOSED PLAN & SECTION

Project
PROPOSED RESIDENTIAL DEVELOPMENT AT FORMER INFANT'S SCHOOL SITE, BRODOG LANE, FISHGUARD

Client
PEMBROKESHIRE HOUSING ASSOCIATION

PEMBROKE DESIGN
L I M I T E D



○ HAVERFORDWEST 5 PICTON PLACE SA61 2LE
TEL: 01437 764135 FAX: 01437 764471
hwest@pembrokedesign.co.uk

● PEMBROKE DOCK 16 MEYRICK STREET SA72 6UT
TEL: 01646 683439 FAX: 01646 681563
pdock@pembrokedesign.co.uk

○ CARMARTHEN 26 SPILMAN STREET SA31 1LQ
TEL: 01267 233612 FAX: 01267 233471
carm@pembrokedesign.co.uk

CHARTERED ARCHITECTS BUILDING SURVEYORS QUANTITY SURVEYORS C D M C O O R D I N A T O R S

Designed MCW	Scale 1:100	Original Size A3	Job No 8975
Drawn CJM	Date JUN '18	Checked by .	Drwg No Rev P03

These drawings and the copyright thereof are the sole property of the consultants and must not be reproduced without their written consent.

The contractor is to check all levels and dimensions before work commences, and any discrepancies to be reported immediately to the consultants.

Work to figured dimensions. Do not scale.

The contractor is expected to supply and do everything necessary for the proper execution of the works that may be reasonably inferred from the drawings and specification, whether referred to in detail or not, without extra payment in respect thereof.

The finished building will require service maintenance in accordance with custom and practice and the manufacturers recommendations.

The architects drawings are to be read in conjunction with the engineers and all specialist manufacturers / suppliers drawings.